

Athene

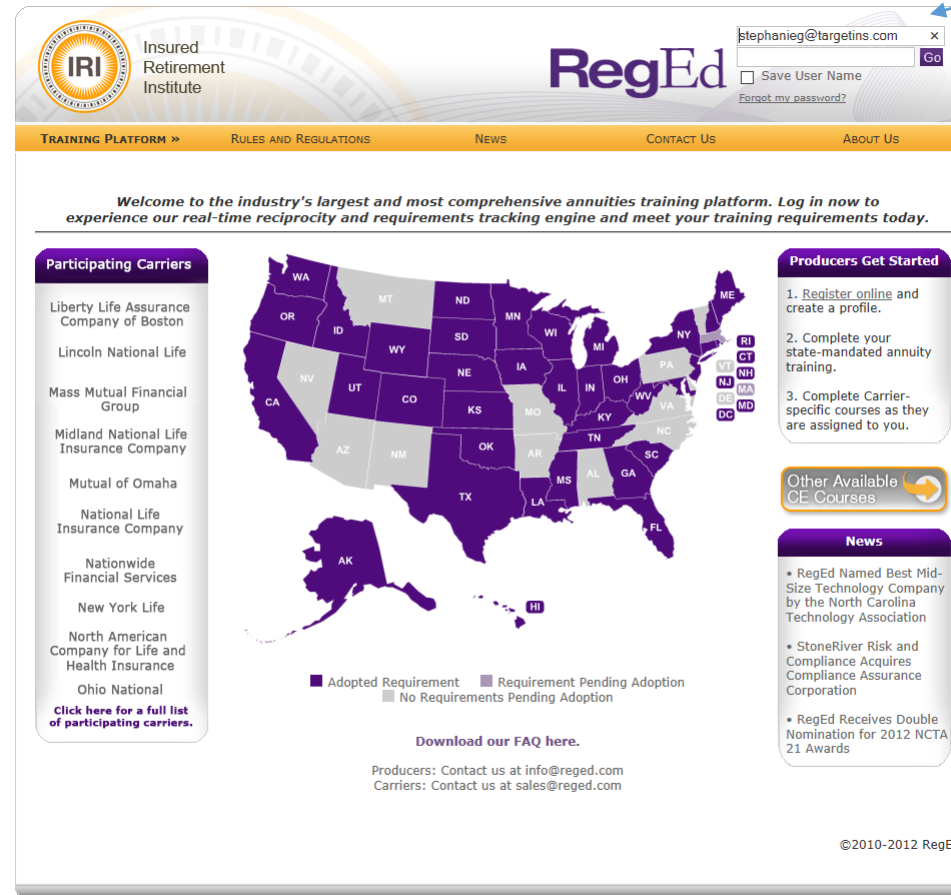
<https://secure.reged.com/TrainingPlatform/>

IMPORTANT

You do not control the slides in this product training. They are timed and you also can not open other browsers or work in any other tabs on your browser without the training pausing on it's own.

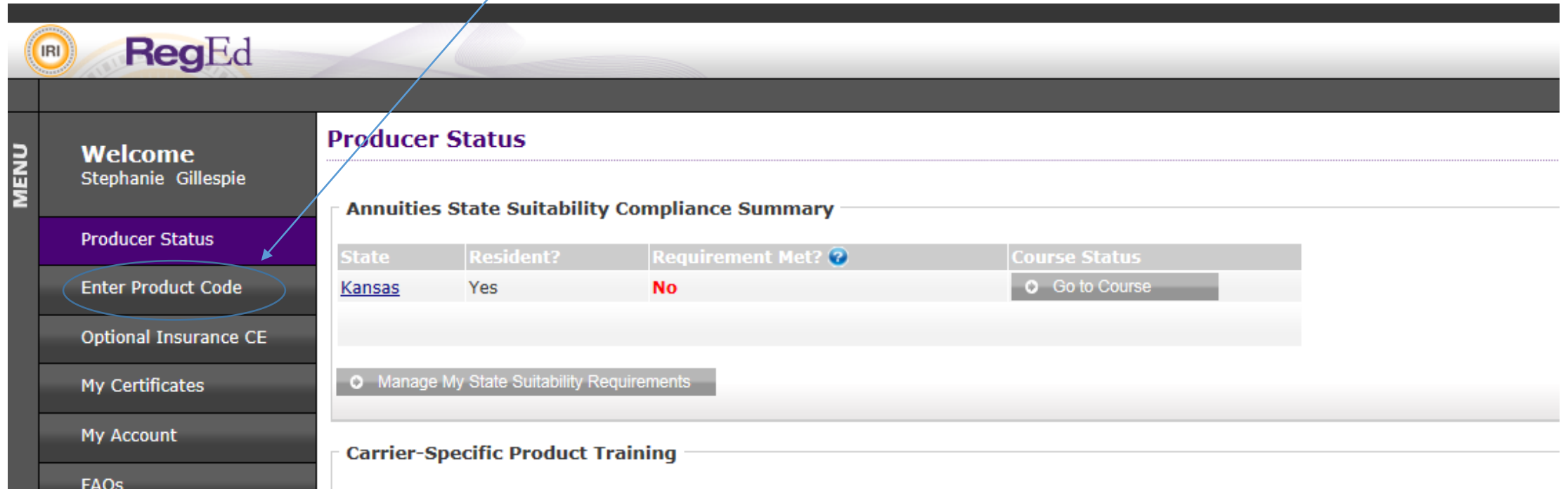
(Outlook e-mail will still work)

Login or Register – for purposes of these instructions, we have already registered



The screenshot shows the RegEd website interface. At the top left is the IRI logo (Insured Retirement Institute). To its right is the RegEd logo. Further right is a browser address bar containing 'stephanieg@targetins.com' with a 'Go' button and a 'Save User Name' checkbox. Below the address bar is a navigation menu with links: TRAINING PLATFORM, RULES AND REGULATIONS, NEWS, CONTACT US, and ABOUT US. A welcome message reads: 'Welcome to the industry's largest and most comprehensive annuities training platform. Log in now to experience our real-time reciprocity and requirements tracking engine and meet your training requirements today.' The main content area is divided into three columns. The left column, titled 'Participating Carriers', lists: Liberty Life Assurance Company of Boston, Lincoln National Life, Mass Mutual Financial Group, Midland National Life Insurance Company, Mutual of Omaha, National Life Insurance Company, Nationwide Financial Services, New York Life, North American Company for Life and Health Insurance, and Ohio National. Below the list is a link: 'Click here for a full list of participating carriers.' The middle column features a map of the United States with states color-coded: dark purple for 'Adopted Requirement', light purple for 'Requirement Pending Adoption', and grey for 'No Requirements Pending Adoption'. A legend below the map explains these categories. Below the legend are links: 'Download our FAQ here.', 'Producers: Contact us at info@reged.com', and 'Carriers: Contact us at sales@reged.com'. The right column, titled 'Producers Get Started', contains a three-step list: 1. Register online and create a profile. 2. Complete your state-mandated annuity training. 3. Complete Carrier-specific courses as they are assigned to you. Below this list is a button 'Other Available CE Courses' with a right-pointing arrow. At the bottom of the right column is a 'News' section with two bullet points: 'RegEd Named Best Mid-Size Technology Company by the North Carolina Technology Association' and 'StoneRiver Risk and Compliance Acquires Compliance Assurance Corporation'. A third bullet point reads: 'RegEd Receives Double Nomination for 2012 NCTA 21 Awards'. The footer of the page contains the copyright notice: '©2010-2012 RegEd'.

Click on Enter Product code



The screenshot shows the RegEd website interface. The top header includes the IRI logo and the RegEd logo. A left-hand menu is visible with the following items: Welcome Stephanie Gillespie, Producer Status, Enter Product Code (circled in blue), Optional Insurance CE, My Certificates, My Account, and FAQs. A blue arrow points from the text 'Click on Enter Product code' to the 'Enter Product Code' menu item. The main content area is titled 'Producer Status' and contains a section for 'Annuities State Suitability Compliance Summary'. This section includes a table with the following data:

State	Resident?	Requirement Met? ?	Course Status
Kansas	Yes	No	Go to Course

Below the table, there is a button labeled 'Manage My State Suitability Requirements'. At the bottom of the main content area, there is a section titled 'Carrier-Specific Product Training'.

Code is: Athene_2016, then click submit

IRI RegEd

MENU

- Welcome
Stephanie Gillespie
- Producer Status
- Enter Product Code**
- Optional Insurance CE
- My Certificates
- My Account
- FAQs
- Athene Product Training

Just-In-Time Product Training

Please supply the Product Code provided by your carrier below.

After you supply the Product Code your assigned carrier-specific requirement(s) will appear on your Producer Status page to complete. If you do not complete the assigned carrier-specific requirement(s), you may come back and re-enter the Product Code provided at any time to access the requirement(s) again.

Your carrier will be notified of the status of your completion(s).

***Product Code:**

Now you should see Athene Product Training

The screenshot displays the RegEd website interface. On the left is a vertical menu with the following items: Welcome Stephanie Gillespie, **Producer Status** (highlighted in purple), Enter Product Code, State Suitability Training, Optional Insurance CE, My Certificates, My Account, FAQs, and Athene Product Training (with a red play button icon). The main content area is titled "Producer Status" and includes a "Print" icon. It features two sections: "Annuities State Suitability Compliance Summary" and "Carrier-Specific Product Training". The "Annuities State Suitability Compliance Summary" section contains a table with the following data:

State	Resident?	Requirement Met?	Course Status
Kansas	Yes	No	Go to Course

Below this table is a button labeled "Manage My State Suitability Requirements". The "Carrier-Specific Product Training" section contains a table with the following data:

Requirement	Completion Date	Requirement Status
Athene Product Training ATHENE - Full Product Portfolio Training (16ATHENE_01)		Go To Requirement

A blue arrow points from the main heading to the "Athene Product Training" requirement in the table. A blue oval highlights the "Athene Product Training" menu item and the corresponding requirement entry in the table. At the bottom of the page, there is a disclaimer:

Although RegEd, Inc. takes reasonable steps to ensure that the information displayed through the Annuities Training Platform is current and correct based on the data provided to it, it neither warrants nor guarantees its accuracy or timeliness. Producers should verify their product training and continuing education requirements and status on the websites of the state departments of insurance where they hold licenses and with their carriers, as appropriate.

Click "Go to requirement" to begin

The screenshot shows the RegEd interface for a producer. The left sidebar contains a menu with the following items: Welcome Stephanie Gillespie, **Producer Status**, Enter Product Code, State Suitability Training, Optional Insurance CE, My Certificates, My Account, FAQs, and Athene Product Training. The main content area is titled "Producer Status" and includes a "Print" icon. It features two sections: "Annuities State Suitability Compliance Summary" and "Carrier-Specific Product Training".

Annuities State Suitability Compliance Summary

State	Resident?	Requirement Met?	Course Status
Kansas	Yes	No	Go to Course


[Manage My State Suitability Requirements](#)

Carrier-Specific Product Training

Requirement	Completion Date	Requirement Status
Athene Product Training ATHENE - Full Product Portfolio Training (16ATHENE_01)		Go To Requirement

Although RegEd, Inc. takes reasonable steps to ensure that the information displayed through the Annuities Training Platform is current and correct based on the data provided to it, it neither warrants nor guarantees its accuracy or timeliness. Producers should verify their product training and continuing education requirements and status on the websites of the state departments of insurance where they hold licenses and with their carriers, as appropriate.

This will be the last slide, click “Attest”



You have now completed the study material for
ATHENE - Full Product Portfolio Training.

In order to receive credit for completing this course you must attest to your participation.

Please click the Attest button below to be directed to the Attestation Page.



Then select "A" to acknowledge completion of the product training

ATHENE - Full Product Portfolio Training(16ATHENE_01)

Current Section of Exam - 1 Number of Exam Sections - 1 Exam Question - 1 of 1	Exam Section Score - 0 Required Section Score - 1 Total Score for Completed Sections - 0
--	---

Question

I acknowledge that I completed the ATHENE - Full Product Portfolio Training.

Answers

A Yes

Click continue

ATHENE - Full Product Portfolio Training(16ATHENE_01)

Question

I acknowledge that I completed the ATHENE - Full Product Portfolio Training.

Answers


A Yes

Response

Thank you for your participation.

[Continue](#)

Complete survey & submit

 **RegEd**

Course Evaluation

Course Title ATHENE - Full Product Portfolio Training
Course Number 16ATHENE_01
Completion Date 06/17/2016

Reged Course Survey

Course Survey (* = required)

1. The stated learning objectives were met.

Strongly Agree

Agree

Neither

Disagree

Strongly Disagree

Not Applicable

2. The defined course prerequisite requirements were appropriate

Strongly Agree

Agree

Neither

Disagree

Strongly Disagree

Not Applicable

3. Program materials were accurate.

Strongly Agree

Agree

Neither

Disagree

Strongly Disagree

Not Applicable

4. Program materials were relevant and contributed to the achievement of the learning of

Strongly Agree

Agree

Neither

Disagree

IMPORTANT!!!! PRINT/SAVE THIS PAGE



Course Completion Record

Stephanie Gillespie has completed:

Course number: 16ATHENE_01

Course title: ATHENE - Full Product Portfolio Training

Jun 17, 2016 2:55:49 PM

This record of successful course completion is for your personal records only. If you ordered CE for this course and would like to check the status of CE credits please return to the My Courses screen. If you need additional information, please contact RegEd.com Customer Service at 800.334.8322 Monday through Friday from 8:00 a.m. to 8:00 p.m. EST.

Close Window